















35 Ways to Engage with Your Preschooler

Check out the following ideas to have fun with your preschooler. Choose any activity that fits your schedule and cross it off the list when you give it a try.

<p>1</p> <p>Take photos of your child. Use a tablet or phone and let your child take photos too!</p> 	<p>2</p> <p>Print a few of the photos and fold the pages into a book. Your child can "read" the pictures of what you did yesterday.</p>	<p>3</p> <p>Look up information online or in a dictionary. Show your child that print can be meaningful and helpful.</p>	<p>4</p> <p>Look at pictures in a magazine or book. Ask your child to tell you about the picture.</p> 	<p>5</p> <p>Watch a TV show together. Ask your child to talk about the show during commercials.</p>	<p>6</p> <p>Have your child join you in the kitchen. Talk about what you doing and name the objects and foods.</p>	<p>7</p> <p>Go to the library. Let your child pick a book. You can read the book to your child and the child can "read" the book back to you.</p>
<p>8</p> <p>This is a wonderful time to share with your preschooler. Sing songs, especially those that tell stories.</p> 	<p>9</p> <p>Learning disabilities can be caught early. Check out <i>When Preschoolers Are Not on Target in Their Development</i></p>	<p>10</p> <p>Let your child find a number of toys or objects in your home. Practice lining them up and counting each one only once.</p>	<p>11</p> <p>Count the stairs into and out of your house. Count cups on the table. Count socks, feet, ears, eyes, and noses.</p>	<p>12</p> <p>Is there a map on the bus? In your glove box? Show your child what a map looks like and tell a little about maps.</p> 	<p>13</p> <p>Show your child some easy ways to stay safe in the home. Let your child tell you some ways to be safe, too.</p>	<p>14</p> <p>Join your child in an activity. Ask questions about the activity. Let your child be the "boss" of the activity.</p>
<p>15</p> <p>Show your child how to fold clothes or towels or paper. Be encouraging.</p>	<p>16</p> <p>Read information from a box or a pamphlet or a product. Your child can learn that print is everywhere.</p>	<p>17</p> <p>Not everyone does things at the same age. Encourage your child without comparing to siblings or others.</p>	<p>18</p> <p>You are not alone! 1 in 5 children will be diagnosed with learning disabilities. Love their uniqueness!</p> 	<p>19</p> <p>Measure something with your child. Use a cup or ruler or even your child's own foot! How many does it take?</p> 	<p>20</p> <p>Children are natural scientists. Look closely at an insect with your child. Ask questions.</p> 	<p>21</p> <p>Take your child to a museum or park or place with water. Walk and talk together. Share a treat.</p>
<p>22</p> <p>Young children love color. Color something with crayons, paint or markers. Hang up the result.</p> 	<p>23</p> <p>Use pots and pans or other objects at home to make music. Help your child keep the beat.</p>	<p>24</p> <p>Teach your child how to put on an adhesive bandage. Let the child practice on you.</p> 	<p>25</p> <p>Listen to the radio. Dance and sing along. Try to find the same song again. Ask your child: same or different?</p>	<p>26</p> <p>Find something you and your child can make and eat together. This might be the best task this month!</p>	<p>27</p> <p>Give your child a chance to vote for something. Call relatives or friends to get enough "voters." Who wins?</p> 	<p>28</p> <p>Find a pattern in your home or on the way home. Ask your child to tell you about the pattern after you have explained it.</p>
<p>29</p> <p>Teach your child how to clean up a small area or how to organize objects. Bringing order can be fun!</p>	<p>30</p> <p>Talk to your child every day. Even if reading is hard, the more your child knows, the better school will be.</p>	<p>31</p> <p>Exercise today! Visit a park or nature area and hike, bike, or walk with the stroller. Health supports your child's learning.</p> 	<p>32</p> <p>Watch an animated video about young children with learning disabilities and how important kindness can be.</p>	<p>33</p> <p>Explore paper! Dollar stores have so many kinds: graph, notebook, construction, poster, and drawing. Fold, cut, color. What do you like?</p>	<p>34</p> <p>Try a new kind of transportation. Ride a bus, train or boat. Take a taxi or trolley car. Talk about the world of transportation.</p> 	<p>35</p> <p>Create a costume box. Buy items at resale shops, use your own castoffs, ask grandparents for ideas. Kids like to wear what characters on TV are wearing.</p>

For more information, visit us at www.ldaamerica.org